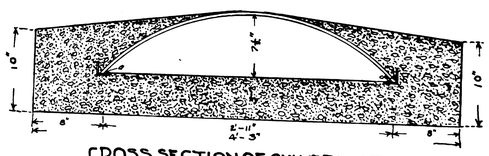

CROSS SECTION OF CULVERT AT A-A
Scale 1½"=1'



CROSS SECTION OF CULVERT AT B-B

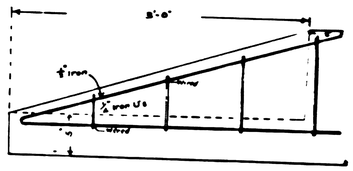

LONGITUDINAL SECTION
OF
WING WALL
SHOWING REINFORCEMENT
Scale 1½"=1'

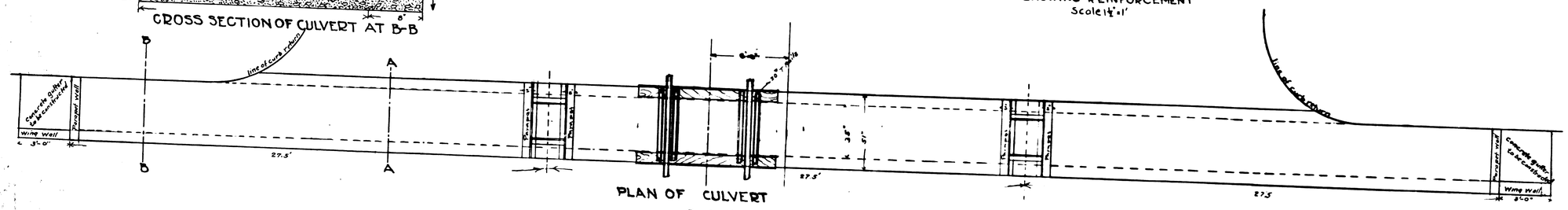

PLAN OF CULVERT
Scale 3"=1'
Note: Pacific Electric will construct 11' on each side of ℄ of Street

ABBREVIATIONS
The Mark (') Indicates Foot or Feet
The Mark (") Indicates Inch or Inches
St. Indicates Street
℄ Indicates Center Line
The Mark (=) Indicates equals
No. Indicates Number
Concrete is Shown Thus
Culvert is Shown Thus
(a) Indicates an angle iron 1½"×1½"×⅜"

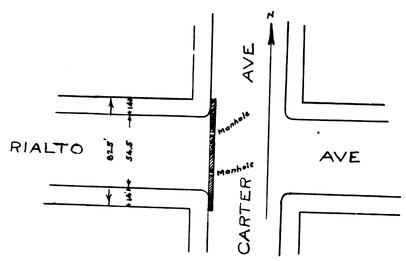

PLAN OF STREET INTERSECTION
Scale 50"=1'

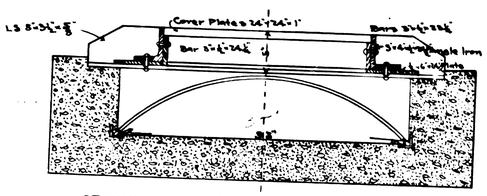

CROSS SECTION OF CULVERT AT MANHOLE
Scale 1½"=1'

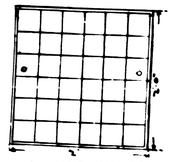

MANHOLE COVER
Cast Iron

No. 0823
PLAN OF
CULVERT AT INTERSECTION
OF
RIALTO AVE. & CARTER AVE.
Aug. 18, 1913

F. A. Smith
City Engineer